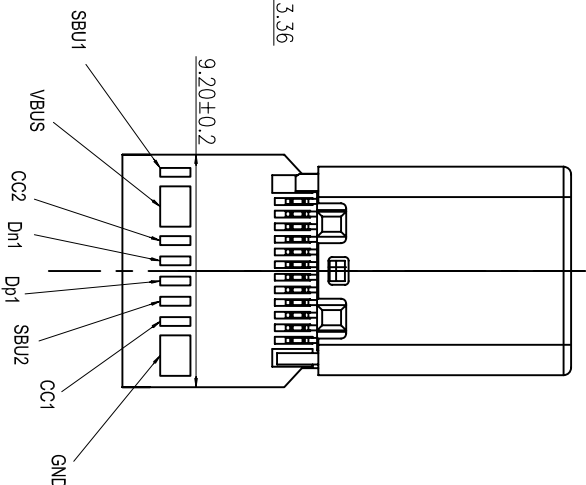
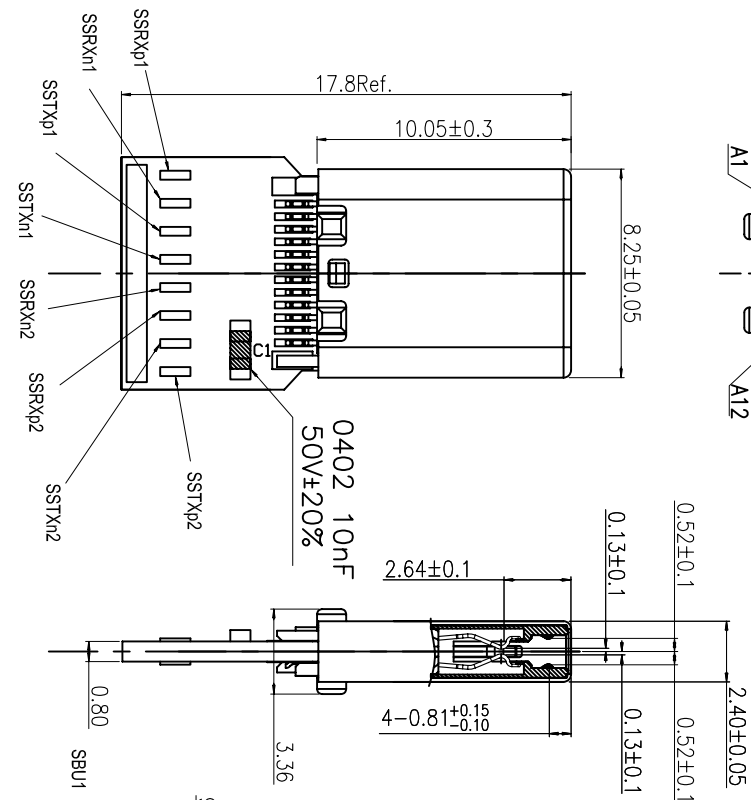
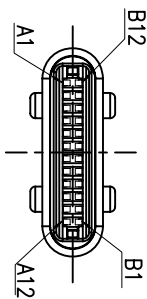


ROHS



HOW TO WORD

70500C24-FP X XX - U31-31

Plastic color:
A:black K:white

Finish spec:
B5: Au 30U"
0G: Au 15U"
5E: Au 5U"
0A: Au 1U"

PCB WIRING DIAGRAM

Pin	PAD
A1,B1,A12,B12	GND
A4,B4,A9,B9	VBUS
A5	CC1
B5	CC2
A6	Dp1
A7	Dn1
A2	SSTXp1
A3	SSTXn1
B1	SSTRXp1
B10	SSTRXn1
B2	SSTXp2
B3	SSTXn2
A11	SSTRXp2
A10	SSTRXn2
A8	SBU1
B8	SBU2

NOTE:

1.MATERIAL:

1.1 INSULATOR: HIGH TEMPERATURE PLASTIC UL 94 V-0;

1.2 CONTACT: COPPER ALLOY(T=0.15mm)

1.3 SHELL: STEEL(T=0.15mm)

2.ELECTRICAL CHARACTERISTICS:

2.1 CONTACT RESISTANCE: 40mΩ Max FOR INITIAL, 10mΩ CHANGE AFTER TEST, MEASURE AT 20mV, 100mA.

2.2 CONTACT CURRENT RATING: 3A Max FOR VBUS/GND

2.3 CONTACT WITHSTANDING VOLTAGE: 100V AC R.M.S.

2.4 DIELECTRIC WITHSTANDING VOLTAGE: 100V AC R.M.S.

2.5 OPERATING TEMPERATURE: -40°C~85°C

3 MECHANICAL CHARACTERISTICS:

3.1 MATING FORCE: 5~20 N.

3.2 UNMATED FORCE: 6~20N AFTER TEST

3.3 DURABILITY: 10,000 CYCLES, 500 CYCLES/H

4.PLATING

CONTACT: CONTACT AREA PLATING Au ,SOLDER AREA

PLATING 60U" MATTING Sn.

SHELL/BUCKLE:20U" Min PLATING OVER ALL

REVISION RECORD

REV.	REVISION RECORD	DATE	SCALE:	NAME	DATE
A0	新图面发行	2017.01.16	1:1	Michael	2017.01.16

GENERAL TOLERANCES		ANGLES	
LINEAR	0.0±0.30	X° REF±6°	APPROVED
UNIT: MM	0.00±0.20	X° ±3°	DESIGNER
SIZE: A4	0.000±0.10	X° X'±2°	DRAWN

TITLE: USB C TYPE 3.1 PLUG (NOT Emark)

1 2 3 4 5 6 7 8

H G F E D C B A

JSTC 胜蓝科技股份有限公司
 东莞市富智达电子科技有限公司

PART. NO: 70500C24-FPXXX-U31-31
 DWG. NO: ENDE05

REV: A0 SHEET: 1/1